




## THREE RIVERS DISTRICT COUNCIL ELECTION RESULTS – 7 MAY 2010




(2006 RESULTS FOR SAME SEATS SHOWN FOR REFERENCE)

### ABBOTS LANGLEY

Candidate		Party	Votes
BAUDIN Michelle		Conservative	834
BEDFORD Sara		Liberal Democrat	1547 (E)
COX Joanne Victoria		Labour	335




**Electorate 3677    Turnout 74.3%**

2006

Candidate		Party	Votes
BEDFORD Sara Louise		Liberal Democrat	846 (E)
MEHTA Jeannie Henderson		Labour	130
WOODARD Andrew Neil		Conservative	511





**Electorate 3445    Turnout 43.63%**

### BEDMOND & PRIMROSE HILL

Candidate		Party	Votes
ANDREWS Rachel		Conservative	853
MANN Joy		Liberal Democrat	1006 (E)
PROCHNIK Bruce		Labour	237




**Electorate 3081    Turnout 68.3%**

2006

Candidate		Party	Votes
COX Stephen		Labour	86
EVANS Richard Martin		UK Independence Party	73
FANCOURT Simon Neil		Conservative	260
MANN Joy		Liberal Democrat	600 (E)




**Electorate 2397    Turnout 42.59%**

## CARPENDERS PARK

Candidate		Party	Votes
BISHOP Eric William		Conservative	1386 (E)
CONNOLLY Mary		Liberal Democrat	1157
O'BRIEN Brendan		Labour	340

**Electorate** 3915    **Turnout** 74.0%

2006

Candidate		Party	Votes
CONNOLLY Mary Bridget		Liberal Democrat	976 (E)
LEWELL Craig		Conservative	725
LINHART Sarah		Labour	130




**Electorate** 3781    **Turnout** 48.72%

## CHORLEYWOOD EAST

Candidate		Party	Votes
DAVIS Guy		Conservative	1730 (E)
KHIROYA Raj		Liberal Democrat	664



**Electorate** 3368    **Turnout** 71.4%

2006

Candidate		Party	Votes
COLIN Michael Allan		Liberal Democrat	228
SPENCER Leonard John Blackie		Conservative	991 (E)
WILLIAMS David Basil		Labour	41







**Electorate** 3060    **Turnout** 41.31%

## CHORLEYWOOD WEST

Candidate		Party	Votes
TREVETT Martin John		Liberal Democrat	1945 (E)
WILSON Daniel Paolo		Conservative	1506



**Electorate** 4316    **Turnout** 80.6%

2006

Candidate		Party	Votes
BOOTH Richard Mark		Conservative	888
DOOLEY Joanne Louise		The New Party	13
GOBLE Fiona Katherine		Labour	69
KAMEI Tina		Green Party	72
SHANKS Andrew Jonathan		UK Independence Party	31
TREVETT Martin John		Liberal Democrat	1221 (E)




**Electorate** 4020    **Turnout** 57.24%

## CROXLEY GREEN

Candidate		Party	Votes
SAINSBURY Brian Walter		Conservative	1220
SEABOURNE Roger		Liberal Democrat	2043 (E)



**Electorate** 4347    **Turnout** 75.7%

2006

Candidate		Party	Votes
ENGLEFIELD Mark		Conservative	709
SEABOURNE Roger		Liberal Democrat	1087 (E)
WYNNE-JONES David Stephen		Labour	128




**Electorate** 4011    **Turnout** 48.14%

## CROXLEY GREEN NORTH

Candidate		Party	Votes
BASS Michelle Leanne		Conservative	654
DRURY Steve		Liberal Democrat	1252 (E)




**Electorate** 2587    **Turnout** 74.8%

2006

Candidate		Party	Votes
DRURY David Stephen		Liberal Democrat	581 (E)
HISCOCKS Paula		Conservative	448
KING Stephen Michael James		Labour	82




**Electorate** 2512    **Turnout** 44.51%

## CROXLEY GREEN SOUTH

Candidate		Party	Votes
ENGLEFIELD Mark		Conservative	734
WHITE Brian Peter		Liberal Democrat	1022 (E)
WYNNE-JONES David Steven		Labour	260




**Electorate** 2765    **Turnout** 73.3%

2006

Candidate		Party	Votes
DENMAN Graham Ronald		Conservative	269
SEDLACEK Maureen		Labour	88
WHITE Brian Peter		Liberal Democrat	732 (E)




**Electorate** 2557    **Turnout** 43.02%

## LANGLEYBURY

Candidate		Party	Votes
AYRTON Chris		Liberal Democrat	1336 (E)
LAMBERT Margaret		Conservative	809
NOLAN Marie-Louise Straub		Labour	428


**Electorate** 3802    **Turnout** 68.1%

2006

Candidate		Party	Votes
LAMBERT Margaret Catherine		Conservative	293
PEUTHERER William Keith		Liberal Democrat	820 (E)
WILLIAMS Jacqueline		Labour	140




**Electorate** 3348    **Turnout** 37.63%

## LEAVESDEN

Candidate		Party	Votes
GRAY Colin James		Labour	484
TURNER Kate		Liberal Democrat	2195 (E)




**Electorate** 4087    **Turnout** 68.1%

2006

Candidate		Party	Votes
ARTHUR Peter John Summers		Labour	116
TUCK Walter James		Conservative	328
TURNER Katherine Susan		Liberal Democrat	831




**Electorate** 3783    **Turnout** 33.86%

## MAPLE CROSS & MILL END

Candidate		Party	Votes
LUCAS Chris		Liberal Democrat	1443 (E)
RAW David William		Conservative	1082
SUTTON Mark		Christian Peoples Alliance	111

**Electorate** 4112    **Turnout** 64.6%

2006

Candidate		Party	Votes
CHRISTLOW Kerry Ann		Conservative	454
COX Joanne Victoria		Labour	111
STRUCK Richard William		Liberal Democrat	736 (E)




**Electorate** 3677    **Turnout** 35.63%

## MOOR PARK & EASTBURY

Candidate		Party	Votes
ASQUITH Jerry		Liberal Democrat	838
BUTT Kemal Rabbani		Conservative	2285 (E)




**Electorate** 4531    **Turnout** 69.7%

2006

Candidate		Party	Votes
ASQUITH Jeremy Edmund Campion		Liberal Democrat	293
BUTT Kemal Rabbani		Conservative	1379
RADIA Jayshree		Labour	102




**Electorate** 4086    **Turnout** 43.71%

## NORTHWICK

Candidate		Party	Votes
COX Stephen		Labour	644
HARRIS Ty		Conservative	719 (E)
ROGERS Dennis John		Liberal Democrat	405




**Electorate** 3396    **Turnout** 52.7%

2006

Candidate		Party	Votes
DURHAM Francis Edward Martin		Labour	321 (E)
LOWES David John		Liberal Democrat	315
SANGSTER Ralph		Conservative	181





**Electorate** 3006    **Turnout** 27.74%

## PENN

Candidate		Party	Votes
MEAD Les		Liberal Democrat	925 (E)
MORRIS Debbie		Conservative	739
SMITH-GORICK Debra		Christian Peoples Alliance	67



**Electorate** 2572    **Turnout** 68.0%

2006

Candidate		Party	Votes
CAPP Nicholas		English Democrats	101
MEAD Leslie Douglas		Liberal Democrat	550 (E)
NOAKES Robin James		Conservative	264
PROCHNIK Bruce Charles		Labour	68




**Electorate** 2327    **Turnout** 42.37%

## RICKMANSWORTH

Candidate		Party	Votes
SANSOM David Norman Roger		Conservative	1494 (E)
SWAINSON Jill		Liberal Democrat	925




**Electorate** 3376    **Turnout** 72.4%

2006

Candidate		Party	Votes
HUMPHREYS Anthony Richard		Liberal Democrat	209
MCINTOSH Karen Ruth		Labour	112
WEEDON Mark		Conservative	1041 (E)




**Electorate** 3104    **Turnout** 44.10%

## RICKMANSWORTH WEST

Candidate		Party	Votes
CHAMBERS Nicholas Kendric		Christian Peoples Alliance	67
HOWELL Pat		Liberal Democrat	700
LAMB Barbara Joan		Conservative	1322 (E)

**Electorate** 2782    **Turnout** 75.8%

2006

Candidate		Party	Votes
LAMB Barbara Joan		Conservative	1051 (E)
SWAINSON Jill Marguerite		Liberal Democrat	249
WILLIAMS Paul Douglas		Labour	69

**Electorate** 2757    **Turnout** 50.05%